



Government of India
Ministry of Power
North Eastern Regional Power Committee
Lapalang, Shillong 793006

No. NERPC/Dev/2023/1199-1237

Dt: 16th May, 2023

सेवा में / To,
संलग्न सूची के अनुसार
As per list enclosed.

Sub: Provisional DSM under ABT regime for the period from 01.05.23 to 07.05.23 - reg.

सर/मैडम,
Sir/Madam,

The Provisional statements giving details of Deviation charges account with payable / receivable particulars, for the period 01.05.23 to 07.05.23 is enclosed. Deviation charges have been calculated as per following CERC Notification and subsequent amendment orders:

- (i) Notification no. L-1/260/2021/CERC dated 14th March 2022 w.e.f. 05.12.2022
- (ii) Suo-moto order dated 26th Dec'2022 w.e.f. 28th Dec'2022
- (iii) Suo-moto order dated 6th Feb'2023 w.e.f. 8th Feb'2023
- (iv) Suo-moto order dated 9th Apr'2023 w.e.f. 10th Apr'2023

The payment by the constituents for the billed amounts shall be made to the Regulatory Deviation and Ancillary Service Pool Account Fund operated by NERLDC within 7 days of the issue of this Deviation-Account. In case of delayed payments against these bills beyond 7 days, the defaulting constituent shall pay surcharge @0.04% for each day of delay. The details of Deviation Accounts, both the statement as well as the data files, are available on NERPC website <https://www.nerpc.gov.in>.

Enclosed -As above.

भवदीय / Yours faithfully,


(एस. एम. आइमोल/ S. M. Aimol)

निदेशक / Director

अधीक्षण अभियंता/ Superintending Engineer

List of Addressees:

1. CMD, TSECL, Bidyut Bhawan, Agartala – 799 001
2. Director (Distribution), MePDCL, Lumjingshai, S.R. Road, Shillong – 793 001
3. Engineer-in-Chief (P&E), P&E Dept., Govt. of Mizoram, Aizawl – 796 001
4. Chief General Manager (Comml), APDCL, Bijulee Bhawan, Paltan Bazar, Guwahati – 781 001
5. Chief Engineer (Comm), Dept. of Power, Govt. of Arunachal Pradesh, Itanagar – 791 111
6. Managing Director, MSPDCL, Keishampat, Imphal-795 001.
7. E-in-C, Dept. of Power, Govt. of Nagaland, Kohima – 797 001
8. Chief Engineer, Loktak HE Project, Vidyut Vihar, Komkeirap, Manipur – 795 124
9. Executive Director (Comml.), NEEPCO Ltd., Lower New Colony, Shillong – 793 003
10. Executive Director, NERTS, POWERGRID, Lapalang, Shillong – 793 006
11. Managing Director, OTPC, Core 4 & Central, 10th Floor, SCOPE Minar, Laxmi Nagar, Delhi – 110092
12. GM (Comml.), NTPC, 3rd Floor OLIC building, Plot No.N.17/2, Nayapalli, Bhubaneswar-12
13. CE (G. M.), CEA, SewaBhawan, R.K.Puram, New Delhi – 110 066.
14. G. M., NERLDC, Lower Nongrah, Dongtiah, Lapalang, Shillong - 6.
15. C.G.M (SLDC) AEGCL, Kahelipara, Guwahati.
16. Gen. Manager (Comml.), NHPC Ltd., NHPC Office complex, Sector –33, Faridabad-121003.
17. G.M (Commercial) APDCL, Bijulee Bhawan, Paltan Bazar, Guwahati - 781 001.
18. General Manager, Ranganadi HEP, NEEPCO, Yazlee, Ar. Pradesh
19. Project Manager, Doyang HEP, NEEPCO, Nagaland
20. Project Manager, AGBPP, NEEPCO Ltd., No. –III, Vill. Bokuloni, Dibrugarh, Assam.
21. Project Manager, AGTPP, NEEPCO Ltd., Ramchandranagar, Agartala, Tripura West- 799008.
22. Dy. G. M (Elect.), Kopili HEP, NEEPCO Ltd., Umrangso, N.C. Hills, Assam.
23. Supdt. Engr. (System Management) MeECL, Lumjingshai, Short Round Road, Shillong.
24. Supdt. Engr. (Commercial) Deptt. of Electricity, Govt.of Manipur, Keisampet, Imphal. 795001
25. Executive Engineer, MSLDC, P & E Dept., Chaltlang, Aizawl- 796012.
26. Supdt. Engr. Dimapur Sub-station Deptt. of Power, Govt.of Nagaland, Dimapur.
27. Dy. G. M. (Commercial) NERTS, Lower Nongrah, Dongtiah, Lapalang, Shillong - 6.
28. Dy. General Manager (ER), POWERGRID, Boring Road, Alankar Place, Patna - 800 001
29. DGM (Comml), OTPC, Core 4 & Central, 10th Floor, SCOPE Minar, Laxmi Nagar, Delhi – 110092
30. DGM (Comml.), NTPC, 3rd Floor OLIC building, Plot No.N.17/2, Nayapalli, Bhubaneswar-12
31. AGM (Comml.), NTPC, Bongaigaon Thermal Power Project, P.O Salakati, Kokrajhar-783369
32. Addl. General Manager,Comml & Sys.Opn., TSECL,Banamalipur,Agartala.-799001.
33. Ex. Engr., SLDC, Deptt. of Power, Itanagar, Ar. Pradesh – 791 111
34. CEO, NVVN Ltd., 7th Floor, Scope Complex, Lodhi Road, N.Delhi- 110 003
35. Power Trading Corpn. of India Ltd., 2nd Floor, NBCC Tower, 15-Bhikaji Cama Place, New Delhi – 66.
36. Member Secretary, NRPC,18-A, Shaheed Jeet Singh Marg, Katwaria Sarai, NewDelhi-110016.
37. Member Secretary, ERPC,14, Golf Club Road, Kolkata- 700 033.
38. Member Secretary, WRPC, Plot No F-3, MIDC Area, Opp Seepz, Marol, Andheri (E), Mumbai-400 093.
39. Member Secretary, SRPC, 29, Race Course Road, Bangalore- 560009.



(एस. एम. आइमोल/ S. M. Aimol)

निदेशक / Director

अधीक्षणअभियंता/ Superintending Engineer


NORTH EASTERN REGIONAL POWER COMMITTEE

**ABT based Deviation Charge Account
For the period 01.05.2023 TO 07.05.2023**

Page 1 of 4

CONSTITUENTS	SCHEDULE (MWH)	ACTUAL (MWH)	DEVIATION (MWH)	Receivable from the Deviation and Ancillary Service Pool Account(Rs) (A)	Payable to the Deviation and Ancillary Service Pool Account(Rs) (B)
BENEFICIARIES OF NORTH EASTERN REGION					
ARUNACHAL PRADESH	17,177.55	17,388.31	210.76	0	2,051,877
ASSAM	170,415.85	171,621.10	1,205.25	0	9,775,563
MANIPUR	17,386.62	16,887.96	-498.66	1,905,804	0
MEGHALAYA	26,106.90	27,137.58	1,030.68	0	6,332,612
MIZORAM	12,615.46	11,707.52	-907.94	3,071,898	0
NAGALAND	16,659.63	15,831.94	-827.69	2,897,944	0
TRIPURA	35,570.91	38,503.81	2,932.90	0	14,455,703
BNC	197.16	127.63	-69.53	139,648	0
CERC REGULATED GENERATORS (CGS/ISGS)					
AGBPP	28,545.22	31,158.74	2,613.53	13,917,113	0
AGTCCPP	14,384.95	14,761.14	376.19	1,229,235	0
BGTPP	85,892.60	85,728.36	-164.23	345,163	0
PALATANA	90,344.03	90,644.86	300.83	624,232	0
DOYANG	350.13	338.20	-11.93	0	99,452
KHANDONG	0.00	-286.50	-286.50	0	0
KOPII	0.00	0.00	0.00	0	0
KOPII-2	0.00	0.00	0.00	0	0
LOKTAK	1,524.00	1,596.05	72.05	117,629	0
PARE	6,613.40	6,760.74	147.34	310,981	0
RANGANADI	19,403.00	19,552.14	149.14	144,064	0
KAMENG	35,118.04	35,441.16	323.12	1,466,022	0
INTER- REGIONAL					
ER	14,754.82	-33,567.94	-48,322.76	0	193,527,389
NR	0.00	54,564.80	54,564.80	219,315,236	0
TOTAL				245484968	226242597


Pool Balance (B - A) :	-19242371
LEGEND :	In pool balance positive(+ve) means surplus in pool and negative(-ve) means deficit in pool


 (एस.एम.आइमॉल/S.M.Aimal)
 निदेशक/Director
 उ.पू.क्षेत्र/NERPC
 विद्युत मंत्रालय/Min. of Power
 भारत सरकार/Govt. of India
 शिलांग/Shillong

NERPC, SHILLONG
Day-wise schedule, actual and Deviation charge statement
From 01/05/2023 to 07/05/2023


Page 2 of 4

Date	Constituents	Total Schedule (MWH)	Total Actual (MWH)	Deviation (MWH)	Receivable from the Deviation and Ancillary Service Pool Account(Rs)	Payable to the Deviation and Ancillary Service Pool Account(Rs)
01/05/2023	ARUNACHAL PRADESH	2671.83	2600.06	-71.77	524531.67	422935.42
	ASSAM	20524.86	20703.53	178.67	668446.07	1424173.18
	MANIPUR	2627.70	2671.49	43.79	227956.93	383665.51
	MEGHALAYA	4199.62	4128.88	-70.74	439197.66	395723.39
	MIZORAM	1781.09	1614.70	-166.38	419563.16	16327.34
	NAGALAND	2448.46	2315.35	-133.11	308370.17	25699.11
	TRIPURA	5185.99	5522.78	336.79	198292.83	1724937.69
	AGBPP	3715.77	4165.62	449.85	2417449.27	0.00
	AGTCCPP	1666.58	1756.56	89.99	474077.44	76531.89
	BGTPP	9614.78	9642.91	28.13	650527.10	323455.70
	BNC	27.99	18.86	-9.13	20329.43	4000.73
	PALATANA	13727.56	13768.01	40.45	90467.94	3383.81
	DOYANG	51.00	48.95	-2.05	16763.48	22545.36
	KHANDONG	0.00	0.00	0.00	0.00	0.00
	KOPILI	0.00	0.00	0.00	0.00	0.00
	KOPILI-2	0.00	0.00	0.00	0.00	0.00
	LOKTAK	165.00	171.78	6.78	13364.64	2487.66
	PARE	962.50	990.66	28.16	90193.68	21128.21
	RANGANADI	3103.00	3113.19	10.19	68934.74	58424.16
	KAMENG	7307.84	7383.42	75.58	529907.74	119376.49
ER	-583.37	-10242.67	-9659.30	0.00	28213446.68	
NR	0.00	9790.55	9790.55	28606320.94	0.00	
02/05/2023	ARUNACHAL PRADESH	2808.94	2533.01	-275.93	803244.40	145758.24
	ASSAM	22597.78	22347.71	-250.07	1712756.91	1453162.23
	MANIPUR	2777.48	2649.61	-127.87	448642.16	60353.36
	MEGHALAYA	3950.61	4006.01	55.40	324121.82	690911.05
	MIZORAM	1828.97	1659.10	-169.87	405375.84	18746.34
	NAGALAND	2410.99	2256.45	-154.53	406025.69	18698.11
	TRIPURA	5295.77	5831.34	535.57	24446.44	1938521.12
	AGBPP	3729.66	4181.18	451.52	1990015.37	0.00
	AGTCCPP	1816.86	1876.68	59.82	418780.63	301665.33
	BGTPP	11240.58	11203.87	-36.71	373409.62	389991.56
	BNC	28.32	18.30	-10.02	19961.30	3545.75
	PALATANA	14103.51	14140.73	37.21	71207.98	1684.58
	DOYANG	51.00	45.90	-5.10	4675.98	25050.40
	KHANDONG	0.00	5.27	5.27	0.00	0.00
	KOPILI	0.00	0.00	0.00	0.00	0.00
	KOPILI-2	0.00	0.00	0.00	0.00	0.00
	LOKTAK	165.00	175.48	10.48	15696.62	653.52
	PARE	1313.41	1326.07	12.67	66409.59	23845.56
	RANGANADI	3723.00	3755.01	32.01	66898.16	27413.94
	KAMENG	6228.86	6286.98	58.12	317961.38	101916.57
ER	-462.36	-7559.77	-7097.40	0.00	23756014.68	
NR	0.00	6892.36	6892.36	23315558.50	0.00	
03/05/2023	ARUNACHAL PRADESH	2490.22	2584.58	94.36	237739.50	686668.80
	ASSAM	23418.91	23686.42	267.51	595884.10	1860389.25
	MANIPUR	2742.00	2664.85	-77.15	518029.76	279403.75
	MEGHALAYA	3361.98	3459.83	97.85	260356.37	835023.46
	MIZORAM	1786.59	1747.52	-39.07	268250.66	104242.66
	NAGALAND	2351.90	2220.69	-131.20	435678.29	40665.55
	TRIPURA	5185.50	5666.28	480.78	169277.23	1913811.30
	AGBPP	4077.85	4369.54	291.69	1865986.89	273583.77
	AGTCCPP	1974.86	2017.25	42.38	431549.35	368686.52
	BGTPP	13029.65	13016.04	-13.61	425645.26	404467.38
	BNC	28.13	18.20	-9.94	22861.39	5118.33
	PALATANA	13969.91	14013.58	43.67	90700.16	304.66
	DOYANG	50.10	48.18	-1.92	11504.22	20502.56
	KHANDONG	0.00	0.00	0.00	0.00	0.00
	KOPILI	0.00	0.00	0.00	0.00	0.00
	KOPILI-2	0.00	0.00	0.00	0.00	0.00
	LOKTAK	165.00	162.74	-2.26	7725.85	13729.37
	PARE	673.75	697.49	23.74	56188.58	15482.34
	RANGANADI	2500.01	2517.07	17.07	47912.94	35198.70
	KAMENG	4601.84	4654.62	52.77	268055.26	82554.61
ER	215.45	-8749.46	-8964.90	0.00	32903731.57	
NR	0.00	10413.24	10413.24	37244702.34	0.00	


 (एस.एम.आइमल/S.M. Aimal)
 निदेशक/Director
 उ.पू.से.वि.सं./NERPC
 विद्युत मंत्रालय/Min. of Power
 भारत सरकार/Govt. of India
 शिलांग/Shillong

NERPC, SHILLONG
Day-wise schedule, actual and Deviation charge statement
From 01/05/2023 to 07/05/2023

Date	Constituents	Total Schedule (MWH)	Total Actual (MWH)	Deviation (MWH)	Receivable from the Deviation and Ancillary Service Pool Account(Rs)	Payable to the Deviation and Ancillary Service Pool Account(Rs)
04/05/2023	ARUNACHAL PRADESH	2275.77	2642.03	366.26	13191.37	1663497.91
	ASSAM	23790.70	23979.84	189.14	1716845.39	3032917.70
	MANIPUR	2426.18	2238.12	-188.06	1002461.93	155756.41
	MEGHALAYA	3396.59	3672.61	276.02	367228.51	2155221.07
	MIZORAM	1785.06	1690.19	-94.86	500533.23	95209.57
	NAGALAND	2151.45	2042.96	-108.49	477363.17	72849.64
	TRIPURA	4550.54	4863.23	312.69	223367.22	1721547.26
	AGBPP	4638.45	4924.48	286.03	1642632.89	11428.75
	AGTCCPP	2354.24	2402.32	48.08	325073.94	128135.15
	BGTTP	12874.95	12811.61	-63.35	421102.24	552968.66
	BNC	28.53	17.80	-10.72	24902.24	4493.89
	PALATANA	9203.98	9212.53	8.55	85818.00	64910.19
	DOYANG	49.53	47.92	-1.61	2659.64	19928.76
	KHANDONG	0.00	-38.75	-38.75	0.00	0.00
	KOPILI	0.00	0.00	0.00	0.00	0.00
	KOPILI-2	0.00	0.00	0.00	0.00	0.00
	LOKTAK	186.00	189.38	3.38	6205.09	1383.28
	PARE	770.00	776.16	6.16	28351.65	26855.24
	RANGANADI	2200.00	2221.10	21.10	66323.52	36307.22
	KAMENG	4019.88	4070.40	50.52	284350.66	66538.27
ER	4536.44	-1162.57	-5699.02	0.00	24050395.49	
NR	0.00	6829.53	6829.53	28556252.94	0.00	
05/05/2023	ARUNACHAL PRADESH	2358.92	2504.35	145.43	1028099.60	1467289.75
	ASSAM	25862.54	26245.29	382.76	454945.62	4231826.31
	MANIPUR	2355.80	2184.31	-171.49	753179.22	85743.91
	MEGHALAYA	4131.90	4040.10	-91.80	788055.59	532780.29
	MIZORAM	1839.64	1704.76	-134.88	665775.61	32156.03
	NAGALAND	2370.92	2271.94	-98.98	608507.32	45169.86
	TRIPURA	4727.35	5139.27	411.92	72331.51	2731255.78
	AGBPP	4261.52	4628.59	367.07	2001959.17	0.00
	AGTCCPP	2371.60	2392.86	21.27	245439.44	181659.99
	BGTTP	13334.63	13289.02	-45.60	565112.58	560698.67
	BNC	28.11	18.24	-9.87	33946.64	7388.89
	PALATANA	11734.67	11816.07	81.39	161439.13	1619.73
	DOYANG	49.50	48.88	-0.62	7413.68	19903.67
	KHANDONG	0.00	-149.60	-149.60	0.00	0.00
	KOPILI	0.00	0.00	0.00	0.00	0.00
	KOPILI-2	0.00	0.00	0.00	0.00	0.00
	LOKTAK	291.00	307.83	16.83	29599.24	0.00
	PARE	687.50	711.58	24.07	67942.65	10211.65
	RANGANADI	2633.00	2658.74	25.74	65536.33	29037.12
	KAMENG	4439.88	4455.35	15.47	225558.17	95917.91
ER	3642.62	-1898.55	-5541.17	629638.64	29590468.90	
NR	0.00	6866.47	6866.47	35010326.25	0.00	
06/05/2023	ARUNACHAL PRADESH	2198.66	2081.59	-117.06	775566.54	628724.57
	ASSAM	26749.26	26987.00	237.73	1218579.65	3226913.48
	MANIPUR	2223.23	2190.11	-33.12	348659.67	260586.62
	MEGHALAYA	3446.94	3755.73	308.79	212584.91	1968428.14
	MIZORAM	1852.90	1698.28	-154.63	667621.96	26310.16
	NAGALAND	2451.11	2343.37	-107.74	526731.59	7095.07
	TRIPURA	5274.64	5754.03	479.38	96555.44	3195851.06
	AGBPP	4317.02	4643.06	326.04	2008978.84	4473.55
	AGTCCPP	2210.40	2206.36	-4.05	205471.01	312214.44
	BGTTP	13202.55	13167.98	-34.57	374262.99	396979.71
	BNC	28.03	18.43	-9.60	31443.12	7535.18
	PALATANA	13768.94	13814.02	45.09	127039.73	17044.60
	DOYANG	49.50	51.02	1.52	9659.22	22764.97
	KHANDONG	0.00	-92.22	-92.22	0.00	0.00
	KOPILI	0.00	0.00	0.00	0.00	0.00
	KOPILI-2	0.00	0.00	0.00	0.00	0.00
	LOKTAK	276.00	297.31	21.31	37951.85	88.69
	PARE	1192.50	1225.76	33.26	83392.44	15471.25
	RANGANADI	2771.00	2788.47	17.47	38837.60	54387.36
	KAMENG	4499.88	4545.24	45.36	387626.23	191168.94
ER	2166.48	-3611.96	-5778.44	11807.85	31440340.06	
NR	0.00	6889.89	6889.89	37308740.10	0.00	


 (ए.एम.आइ.एम./S.M.Aimal)
 निदेशक/Director
 उ.पू.से.वि.स./NERPC
 विद्युत विभाग/Min. of Power
 भारत सरकार/Govt. of India
 शिल्लोंग/Shillong


NERPC, SHILLONG
Day-wise schedule, actual and Deviation charge statement
From 01/05/2023 to 07/05/2023

Page 4 of 4

Date	Constituents	Total Schedule (MWH)	Total Actual (MWH)	Deviation (MWH)	Receivable from the Deviation and Ancillary Service Pool Account(Rs)	Payable to the Deviation and Ancillary Service Pool Account(Rs)
07/05/2023	ARUNACHAL PRADESH	2373.21	2442.69	69.48	387923.46	807299.21
	ASSAM	27471.81	27671.31	199.50	1617476.31	2531115.31
	MANIPUR	2234.22	2289.46	55.24	163326.22	330942.28
	MEGHALAYA	3619.26	4074.42	455.16	72751.04	2218820.76
	MIZORAM	1741.22	1592.96	-148.25	450670.43	12900.68
	NAGALAND	2474.80	2381.18	-93.63	357354.61	11909.90
	TRIPURA	5351.11	5726.88	375.77	82020.50	2096069.64
	AGBPP	3804.95	4246.26	441.31	2279576.14	0.00
	AGTCCPP	1990.42	2109.11	118.69	594314.67	96578.57
	BGTPP	12595.45	12596.93	1.48	576287.77	412622.36
	BNC	28.06	17.81	-10.25	23341.38	5054.74
	PALATANA	13835.45	13879.91	44.46	87074.98	568.63
	DOYANG	49.50	47.35	-2.15	2459.30	23892.35
	KHANDONG	0.00	-11.20	-11.20	0.00	0.00
	KOPILI	0.00	0.00	0.00	0.00	0.00
	KOPILI-2	0.00	0.00	0.00	0.00	0.00
	LOKTAK	276.00	291.52	15.52	27160.45	1732.49
	PARE	1013.75	1033.03	19.28	45223.43	13726.59
	RANGANADI	2473.00	2498.55	25.55	64239.10	33850.38
	KAMENG	4019.88	4045.16	25.29	202969.42	92934.46
ER	5239.56	-342.97	-5582.53	46851.31	24261289.66	
NR	0.00	6882.76	6882.76	29273335.01	0.00	

SUMMARY OF WEEKLY DEVIATION CHARGES

	Constituents	Total Schedule (MWH)	Total Actual (MWH)	Deviation (MWH)	Receivable from the Deviation and Ancillary Service Pool Account(Rs)	Payable to the Deviation and Ancillary Service Pool Account(Rs)
FOR THE WEEK FROM 01/05/2023 TO 07/05/2023	ARUNACHAL PRADESH	17177.55	17388.31	210.76	3770296.54	5822173.89
	ASSAM	170415.85	171621.10	1205.25	7984934.04	17760497.47
	MANIPUR	17386.62	16887.96	-498.66	3462255.89	1556451.84
	MEGHALAYA	26106.90	27137.58	1030.68	2464295.90	8796908.16
	MIZORAM	12615.46	11707.52	-907.94	3377790.87	305892.78
	NAGALAND	16659.63	15831.94	-827.69	3120030.83	222087.23
	TRIPURA	35570.91	38503.81	2932.90	866291.16	15321993.85
	AGBPP	28545.22	31158.74	2613.53	14206598.58	289486.08
	AGTCCPP	14384.95	14761.14	376.19	2694706.48	1465471.88
	BGTPP	85892.60	85728.36	-164.23	3386347.56	3041184.05
	BNC	197.16	127.63	-69.53	176785.48	37137.50
	PALATANA	90344.03	90644.86	300.83	713747.92	89516.19
	DOYANG	350.13	338.20	-11.93	55135.52	154588.06
	KHANDONG	0.00	-286.50	-286.50	0.00	0.00
	KOPILI	0.00	0.00	0.00	0.00	0.00
	KOPILI-2	0.00	0.00	0.00	0.00	0.00
	LOKTAK	1524.00	1596.05	72.05	137703.74	20075.01
	PARE	6613.40	6760.74	147.34	437702.03	126720.84
	RANGANADI	19403.00	19552.14	149.14	418682.39	274618.88
	KAMENG	35118.04	35441.16	323.12	2216428.87	750407.23
ER	14754.82	-33567.94	-48322.76	688297.80	194215687.05	
NR	0.00	54564.80	54564.80	219315236.08	0.00	


 (ए.एम.आइमल/S.M.Aimal)
 निदेशक/Director
 उ.पू.वै.स/NERPC
 विद्युत मंत्रालय/Min. of Power
 भारत सरकार/Govt. of India
 शिल्लोंग/Shillong